


## Electro-Permanent Magnetic Chuck

SAV 243.71

With fine longitudinal pole pitch  $P = 4 \text{ mm}$

Electro-permanent magnetic system with very small pole pitch.

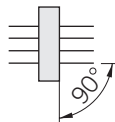
The magnetic force is produced by permanent magnets that are magnetized and demagnetized by short electric current pulses. This chuck is particularly notable for its high power, robust construction and long-life. Especially suitable for thin parts; workpieces cross to length of chuck.



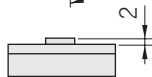
### Use:

For clamping of thin and flat high precision workpieces.

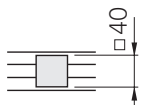
- for workpiece positioning cross to pole pitch



- for thin workpieces of min. 2 mm thick



- for flat workpieces with min. dimensions of 40 mm x 40 mm



### Nominal holding force:

100 N/cm<sup>2</sup>,  
adjustable with control unit  
with encoded switch

### Nominal operating voltage:

210 V DC up to size A x B = 600 x 250  
360 V DC above size A x B = 600 x 250

### Features:

- pole plate with very small longitudinal pole pitch of 3 mm steel and 1 mm brass
- glued lamination with additional pull anchors in length direction of chuck
- gap free construction of pole plate

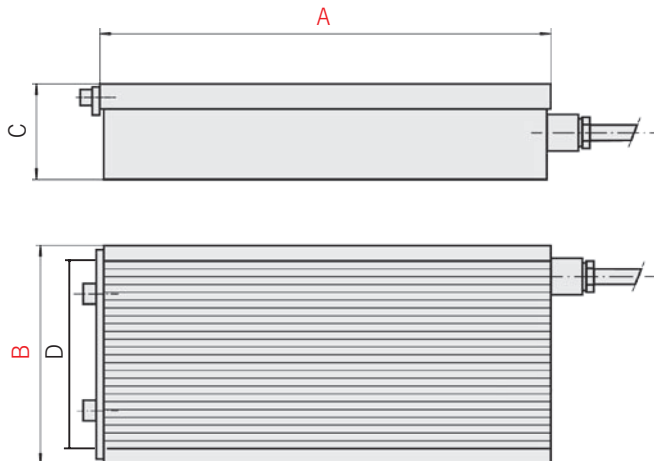
- high precision due to fine grid poleplate to body connection
- switching off through demagnetizing cycle
- pole plate wearing limit 8 mm
- low magnetic field height
- heat treated tension-free body
- electro-permanent system, guaranteeing safe operation during power failure
- mounting slots in both short faces
- extra enhanced systems available on request
- through holes for mounting in sizes over 1000 mm length on specification
- robust and waterproof
- sealed to IP 65
- for use with control unit type SAV 876.03-SF0-EP up to size A x B = 400 x 150 / SAV 876.10 above size A x B = 400 x 150 (see chapter 04)

### Auxiliary equipment:

- side stop rail on short and long face
- connecting cable, 3 m, on the right-hand, short face
- with industrial watertight plug-in type connector on request
- lifting bolts on larger models

## Electro-Permanent Magnetic Chuck

**SAV 243.71**

 With fine longitudinal pole pitch  $P = 4 \text{ mm}$ 


Other sizes and operating voltages available on request. Larger clamping surfaces can be made by flush mounting several units. Please refer to SAV 876.10 to SAV 876.03, for details regarding suitable control units, based on max. current or control voltage (see Chapter 04).



Dimensions in mm				Weight in kg	Chuck voltage in V	Control unit max. current in A	Suitable control unit
A	B	C	D				
200	100	77	53	12.0	210	30 / 16	876.10 / 876.03
300	100	77	53	18.0	210	30 / 16	876.10 / 876.03
300	150	77	101	26.0	210	30 / 16	876.10 / 876.03
400	150	77	101	34.0	210	30 / 16	876.10 / 876.03
450	175	77	125	44.0	210 / 360	30 / 16	876.10 / 876.03
400	200	77	149	45.0	210 / 360	30 / 16	876.10 / 876.03
500	200	77	149	56.0	210 / 360	30 / 16	876.10 / 876.03
600	200	77	149	67.0	210 / 360	30	876.10
800	200	77	149	90.0	210 / 360	30	876.10
500	250	77	197	70.0	210 / 360	30	876.10
600	250	77	197	84.0	210 / 360	30	876.10
800	250	77	197	112.0	360	30	876.10
500	300	77	253	86.0	360	30	876.10
600	300	77	253	103.0	360	30	876.10
800	300	77	253	137.0	360	60	876.10
1000	300	77	253	172.0	360	60	876.10
600	350	77	301	120.0	360	30	876.10
800	350	77	301	160.0	360	60	876.10
1000	350	77	301	200.0	360	60	876.10
600	400	77	349	137.0	360	30	876.10
700	400	77	349	160.0	360	30	876.10
800	400	77	349	183.0	360	30	876.10
1000	400	77	349	229.0	360	60	876.10
1200	400	87	349	275.0	360	60	876.10
800	500	77	453	229.0	360	60	876.10
1000	500	77	453	286.0	360	60	876.10
1200	500	87	453	344.0	360	60	876.10

Ordering example: **Electro-Permanent Magnetic Chuck SAV 243.71 - 1200 x 500 - 360 V**  
 Ordering key: Name SAV - No. - A x B - Operating voltage