




Electromagnet systems with very narrow pole pitch. Especially suitable for thin parts. Main workpiece axis parallel to the magnet length.



DESIGN

- Pole plate with particularly narrow, continuous transverse pole pitch, 3 mm steel and 1 mm brass.
- Pole divisions bonded and additionally bolted together solidly with tie rods lengthwise
- Pole plates bolted in a narrow grid
- 8 mm wear layer on the pole plate
- Low magnetic field height of 4 mm
- Chucking slots on both face sides
- Length over 1000 mm with through holes for fastening upon agreement
- Robust and water-tight
- Protection rating IP 65
- 100 % duty cycle
- Suitable for connecting to the SAV 876.10 control unit

RATED HOLDING FORCE

100 N/cm²,
controllable with control unit using holding force coding switch

RATED VOLTAGE, RECOMMENDED

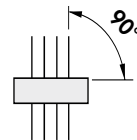
24 V DC up to and including 118 W

110 V DC for all other sizes

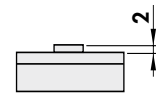
APPLICATION

For chucking thin, plate-shape workpieces with shape and position tolerances of 0.01 to 0.02 mm.

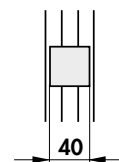
- For main workpiece axis perpendicular to the pole pitch



- For thin workpieces up to:
min. thickness = 2 mm

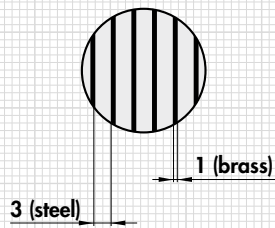
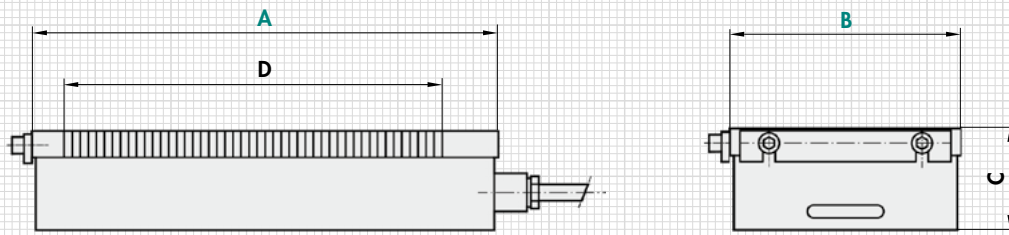


- For flat workpieces:
min. length = 40 mm



SCOPE OF DELIVERY

- Stop bar on one short and one long side
- 3 m connecting cable on right short side, rear
- Larger magnetic chucks are provided with lifting lugs for transport
- Control and hand remote unit not in the scope of delivery
- Clamps



mm				W	kg	Type
A	B	C ₋₁ ⁰	D	Power	Weight	Control
450	175	87	397	106	51.0	E 1
400	200	87	349	118	52.0	E 1
500	200	87	453	140	64.0	E 4
600	200	87	549	162	77.0	E 4
800	200	87	749	206	103.0	E 4
500	250	87	453	150	81.0	E 4
600	250	87	549	180	97.0	E 4
800	250	87	749	233	129.0	E 4
500	300	87	453	175	97.0	E 4
600	300	87	549	206	116.0	E 4
800	300	87	749	268	155.0	E 4
1000	300	87	949	330	193.0	E 4

mm				W	kg	Type
A	B	C ₋₁ ⁰	D	Power	Weight	Control
600	350	87	549	235	135.0	E 4
800	350	87	749	305	180.0	E 4
1000	350	87	949	375	225.0	E 4
600	400	87	549	265	155.0	E 4
700	400	87	649	310	181.0	E 4
800	400	87	749	345	206.0	E 4
1000	400	87	949	425	258.0	E 4
1200	400	87	1149	510	310.0	E 4
800	500	87	749	422	257.0	E 4
1000	500	87	949	510	322.0	E 4
1200	500	87	1149	605	386.0	E 4

Other sizes and rated voltages on request. Larger chucking areas can be implemented by joining several blocks without gaps.

RECOMMENDED CONTROL AND CONTROL UNIT

Type	Control	Hand remote unit
E 1	SAV 876.10-S-T-24/7/230	SAV 876.02-SE3
E 4	SAV 876.10-S-O-110/6/230	SAV 876.02-SE3

Installation control units or for combinations as per page 74.

ORDERING EXAMPLE

Designation SAV no. - A x B - rated voltage
 Electro magnetic chuck SAV 243.40 - 1200 x 500 - 110 V