

**SAV 243.77-RAIL**

**ELECTRO PERMANENT MAGNETIC SYSTEM**

Chucking at bridge and base, on one side – for machining rails and railway points



**APPLICATION OPTIONS**

For heavy machining of the running faces, feet and fishplate seating of rails. The one-part or two-part magnet system allows lateral alignment in the first step ( $F_A$ ). Then the main magnet is activated in the base ( $F_H$ ).

**DESIGN**

- Dual high-energy magnet system
- Holding forces in the physically possible maximum range
- The magnet system with great depth action bridges even larger air gaps up to 10 mm
- Solid monoblock design
- Pole gap with brass, wear-protected

**RATED VOLTAGE, RECOMMENDED**

360 V IMP

**RATED HOLDING FORCE**

195 N/cm<sup>2</sup> on inducible steel surface



For machines with very high spindle capacity, e.g. 130 kW, we also offer special solutions in conjunction with hydraulics (see chapter 1.3)

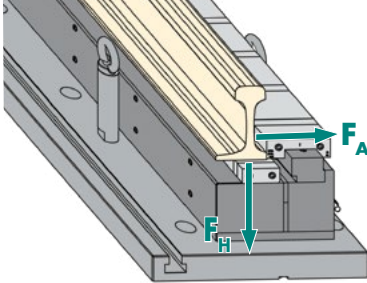


## LATERAL CHUCKING ON THE WEB


1 row

### DESIGN

- Milling of running faces and feet
- 1-row version
- Side stop also as exchangeable pole bar for alternative head/web stop



$F_A$  for lateral alignment of the workpieces.  
 $F_H$  generated by base magnet in the second step.

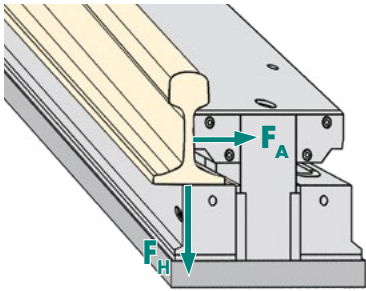


## LATERAL CHUCKING ON THE WEB


2 row

### DESIGN

- Milling of running faces and feet
- 2-row version



$F_A$  for lateral alignment of the workpieces.  
 $F_H$  generated by base magnet in the second step.

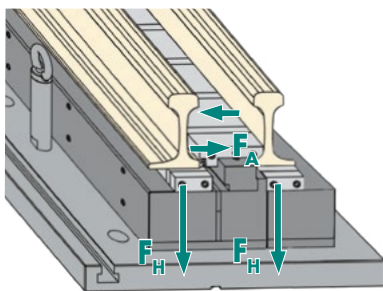


## LATERAL CHUCKING ON THE FOOT

2 row

### DESIGN

- Compact design suitable tongue and regular profiles
- Pole gap with brass, wear-protected



$F_A$  for lateral alignment of the workpieces.  
 $F_H$  generated by base magnet in the second step.

