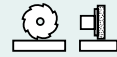


**SAV 248.60**

**LAMINATED BLOCKS**

For placing on magnetic chucks with parallel pole pitch



**APPLICATION**


In conjunction with magnetic chucks for parallel pole division direction for machining irregular workpieces.

**DESIGN**

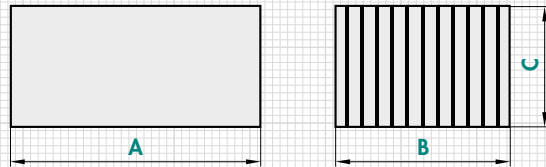
Longitudinal and transverse pole pitch and prisms.

**TECHNICAL DATA**

- Pole pitch: 3 mm steel, 1 mm brass
- Profile depth: Max. 8 mm



mm			Pole direction	Design	kg
A	B	C			
65	60	40	Transverse pole (Q)	Prism (P)	0.8
72	45	22	Transverse pole (Q)	Flat (E)	0.5
75	60	30	Longitudinal pole (L)	Flat (E)	0.7
80	60	30	Transverse pole (Q)	Flat (E)	0.7
80	80	50	Transverse pole (Q)	Flat (E)	2.5
90	62	33	Longitudinal pole (L)	Flat (E)	0.8
100	50	40	Longitudinal pole (L)	Flat (E)	1.7
100	50	40	Longitudinal pole (L)	Prism (P)	1.0
100	70	41	Transverse pole (Q)	Flat (E)	2.1
100	70	48	Longitudinal pole (L)	Flat (E)	2.7
120	80	50	Transverse pole (Q)	Flat (E)	3.8



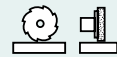
**ORDERING EXAMPLE**

Designation SAV no. - A x B x C - pole direction - version  
 Laminated block SAV 248.60 - 75 x 60 x 30 - L - E

**SAV 248.61**

**LAMINATED BLOCK (SET)**

In plastic case



**APPLICATION**

In conjunction with magnetic chucks for machining irregular workpieces.

**DESIGN**

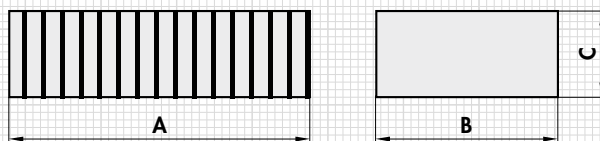
Chuck block set with longitudinal and transverse pole pitch and prisms in a case.

**TECHNICAL DATA**

- Pole pitch: 3 mm steel, 1 mm brass
- Profile depth: Max. 8 mm
- Total weight: 7.6 kg



mm			Design	Number of pole blocks
A	B	C		
56	32	15	Transverse pole	2 x
96	57	26	Transverse pole	2 x
96	53	22	Longitudinal pole	2 x
56	68	47	With prism	2 x



**ORDERING EXAMPLE**

Designation SAV no.  
 Laminated block (set) SAV 248.61