

**SAV 876.02  
- SE3**

**HAND REMOTE UNITS**

For actuating polarity reversal control units SAV 876.10

**DESIGN**

To comply with accident prevention regulations on machine tools, it must be ensured that the machine feed is only enabled when the chucking magnet is activated (using auxiliary contacts) and that the activation is monitored with an indicator light. The control units comply with these regulations.

The indicator light is integrated into the keys of the control unit.

The auxiliary contacts for the machine feed are located in the polarity reversal control unit.

**APPLICATION**

For switching DC magnets in conjunction with the electronic polarity reversal control units SAV 876.10.

The yellow and green keys are used for switching on. The yellow and red keys are used to initiate the polarity reversal process. Any malfunctions detected by the polarity reversal control units are also indicated by a coded flashing signal in the red key.

The holding force can be selected in 8 levels.

**HAND REMOTE UNIT TYPE SE3**

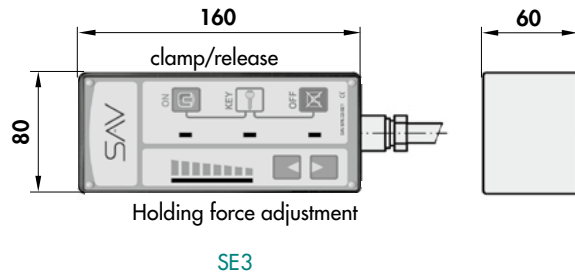
For holding force control at 8 levels for inverse BCD coding, with integrated indicator lights and a 2 m numbered cable, 9-pole. Additional numbered cable available (surcharge applies).

**TECHNICAL DATA**

- Housing size (LxWxH): 160 x 80 x 60 mm
- Operating voltage: 24 V
- Protection rating: IP 63
- Protection class: III



hand remote unit SE3



SE3

**SAV 876.02  
- SE2**

**CONTROL ELEMENTS FOR INSTALLATION**

**CONTROL ELEMENTS TYPE SE2-1 TO SE2-3**

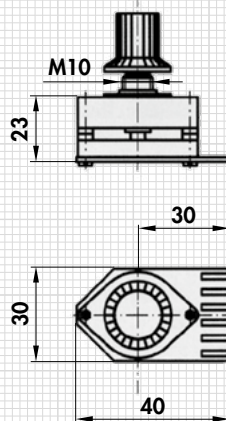
2 illuminated push-buttons and coding switch with 8 levels for holding force adjustment with inverse BCD coding Complete set available as type SE2-S.



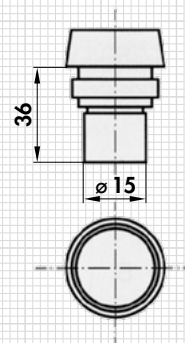
Coding switch SE2-1

Illuminated push button, red SE2-3

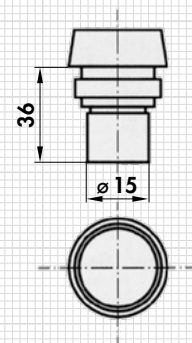
Illuminated push button, green SE2-2



SE2-1



SE2-3



SE2-2

**ORDERING EXAMPLE**

Designation	SAV no. - type
Hand remote unit	SAV 876.02 - SE3