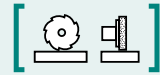


SAV 248.60

LAMINATED BLOCKS

For placing on magnetic chucks with parallel pole pitch



APPLICATION


In conjunction with magnetic chucks for parallel pole division direction for machining irregular workpieces.

DESIGN

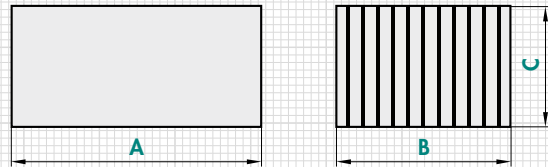
Longitudinal and transverse pole pitch and prisms.

TECHNICAL DATA

- Pole pitch: 3 mm steel, 1 mm brass
- Profile depth: Max. 8 mm



mm			Pole direction	Design	kg
A	B	C			
65	60	40	Transverse pole (Q)	Prism (P)	0.8
72	45	22	Transverse pole (Q)	Flat (E)	0.5
75	60	30	Longitudinal pole (L)	Flat (E)	0.7
80	60	30	Transverse pole (Q)	Flat (E)	0.7
80	80	50	Transverse pole (Q)	Flat (E)	2.5
90	62	33	Longitudinal pole (L)	Flat (E)	0.8
100	50	40	Longitudinal pole (L)	Flat (E)	1.7
100	50	40	Longitudinal pole (L)	Prism (P)	1.0
100	70	41	Transverse pole (Q)	Flat (E)	2.1
100	70	48	Longitudinal pole (L)	Flat (E)	2.7
120	80	50	Transverse pole (Q)	Flat (E)	3.8



ORDERING EXAMPLE

Designation SAV no. - A x B x C - pole direction - version

Laminated block SAV 248.60 - 75 x 60 x 30 - L - E